



सत्यमेव जयते



राष्ट्रीय परीक्षा एजेंसी
National Testing Agency

Excellence in Assessment

(उच्चतर शिक्षा विभाग, शिक्षा मंत्रालय, भारत सरकार के तहत एक स्वायत्त संगठन)

(An Autonomous Organization under the Department of Higher Education, Ministry of Education, Government of India)

03 April 2024 / 14 चैत्र 1946

**Advisory and Instructions for the Candidates of Joint Entrance Examination (Main) –
2024 Session 2 (April 2024) - Reg.**

Dear Candidate,

We hope that you have downloaded the Admit Card and are now fully prepared to appear for the **JEE (Main) - 2024 Session 2 (April 2024)** Examination on the **date, shift, Course, and venue of the Test Centre as indicated on the Admit Card** downloaded from the NTA website.

No Candidate should adopt any unfair means, or indulge in any unfair examination practices as the examination centres are under surveillance CCTV and equipped with Jammers.

Kindly keep in mind the following:

1. Please download your Admit Card from the NTA website <https://jeemain.nta.ac.in/>
2. Please check the following as indicated on the Admit Card:
 - Reporting Time at Centre
 - Gate Closing time of Centre
 - Date of Examination
 - Shift and Timings of Test
 - Venue of Test
3. **The candidates are advised to bring their AADHAAR card for seamless registration at the Examination Centre.**
4. You should visit the Examination Centre, in advance and familiarize yourself with the location and means of reaching the venue of the Test on time.
5. **The candidates were advised to register through Digi Locker/ABC ID. Those candidates who did not register through the Digi Locker / ABC ID (or chose authentication through non-Aadhaar options), need to report early on the day of the examination (atleast 1 hour earlier) to get their Biometrics recorded at the Exam Centre.**
6. On the day of the Examination, please reach the venue of the Test at the **Reporting Time** mentioned in the Admit Card. If you report beyond the **Gate Closing time of the Centre**, you will not be allowed to enter the Test venue. Instructions have been issued for strict compliance. Several pre-examination formalities need to be completed and therefore please arrive on time.
7. You should carry with you only the following items :
 - **Admit Card downloaded from the NTA Website (a clear, preferably colour printout on A4 size paper).**



सम्पर्क सूत्र / Helpline Number: +91-11-40759000, e-mail: jeemain@nta.ac.in

वेबसाइट / Website www.nta.ac.in, <https://jeemain.nta.ac.in/>





सत्यमेव जयते



राष्ट्रीय परीक्षा एजेंसी
National Testing Agency

Excellence in Assessment

(उच्चतर शिक्षा विभाग, शिक्षा मंत्रालय, भारत सरकार के तहत एक स्वायत्त संगठन)

(An Autonomous Organization under the Department of Higher Education, Ministry of Education, Government of India)

- **One Passport size photograph (same as uploaded with the Online Application Form) is to be pasted on the Attendance Sheet at the Centre.**
- **A valid Photo ID Proof in ORIGINAL (PAN card/ Driving License/ Voter ID/ Passport/ Aadhaar Card (With photograph)/E- Aadhaar/Ration Card/12th Class Admit card).** Please note that ID Cards issued by Schools/ Colleges/ Universities/ Coaching Centres, AADHAR enrollment receipts without AADHAR NUMBER, and PHOTOCOPIES OR Images Stored on mobile phones, etc. will **NOT** be accepted (**Note: No Candidate will be allowed to enter the Examination Centre, without identity verification.**)

- **PwD certificate** issued by the Competent Authority, if claiming the relaxation under the PwD category. Candidates with Physical Disability are requested to report early for facilitation during entry.
- A PwD candidate (having a physical limitation to write) *who will be availing the facility of Scribe* will be allowed Compensatory/ Extra time of 20 minutes per hour of the examination, whether such candidate uses the facility of Scribe or not.
- The facility of the Scribe, in case he/she has a physical limitation and a scribe is essential to write the examination on his/her behalf, being so certified in the prescribed format by a CMO/Civil Surgeon/ Medical Superintendent of a Government Health Care Institution.
- The facility of Scribe will be provided to the PwD candidates only if he has opted for the same in the online Application Form of JEE (Main) - 2023.
- The candidate will have the **discretion of opting for his own Scribe or to avail the facility of Scribe provided by the NTA.** Appropriate choice in this regard has been given by the candidate in the online Application Form.

8. The candidate should ensure that the Question Paper available on the computer screen is as per his/her opted subject/medium indicated in the Admit Card. In case, the subject/medium of the Question Paper is other than his/her opted subject/medium, the same may be brought to the notice of the Invigilator concerned.
9. For the Drawing Test—Part III of B.Arch., the candidate must bring their own Geometry Box Set, Pencils, Erasers, and Colour Pencils or Crayons. The Candidates are not allowed to use watercolours on Drawing Sheet.
10. Candidates are **NOT** allowed to carry Instrument/ Geometry/ Pencil box, Handbag, Purse, any kind of Paper/ Stationery/ Textual material (printed or written material), Eatables and Water (loose or packed), Mobile Phone/ Ear Phone/ Microphone/ Pager, Calculator, DocuPen, Slide Rules, Log Tables, Camera, Tape Recorder, to wear/carry any type of watch including Electronic Watches with facilities of calculator, any metallic item or electronic gadgets/ devices in the Examination Hall/Room There may not be any provision for safe keeping of valuables at the Centre.
11. **If a candidate goes for bio-break /toilet, he/she should undergo the mandatory frisking and biometrics again.**



सम्पर्क सूत्र / Helpline Number: +91-11-40759000, e-mail: jeemain@nta.ac.in

वेबसाइट / Website www.nta.ac.in, <https://jeemain.nta.ac.in/>





सत्यमेव जयते



राष्ट्रीय परीक्षा एजेंसी
National Testing Agency

Excellence in Assessment

(उच्चतर शिक्षा विभाग, शिक्षा मंत्रालय, भारत सरकार के तहत एक स्वायत्त संगठन)

(An Autonomous Organization under the Department of Higher Education, Ministry of Education, Government of India)

12. **Apart from the biometric attendance and frisking at entry, candidates will be frisked and biometric attendance will be taken again on entry from bio-break/toilets break.**
13. **Blank paper sheets for rough work of A4 size will be provided in the examination Hall/Room. Candidates must write their name and Roll Number at the top of each of the sheets and must drop the sheet/s in the designated drop box without fail, before leaving the Examination Hall/Room. Failure to do so may result in a non-evaluation of your answers.**
14. **Duly filled-in Admit Card must be dropped in the designated DropBox while leaving the Examination Hall/Room. Failures to do so may result in a non-evaluation of your answers.**
15. **Diabetic students will be allowed to carry eatables like sugar tablets/fruits (like bananas/apples/oranges) and transparent water bottles to the Examination Hall/Room. However, they will not be allowed to carry packed foods like chocolates/candy/sandwiches, etc.**
16. Candidates must enter the required details in the Attendance Sheet in legible handwriting, put their signature, Left Hand Thumb Impression, and paste the Photograph at the appropriate place. They should ensure that their Left-Hand Thumb Impression is clear and not smudged.
17. **The candidates are advised to carefully read the Subject-Specific Instructions (Annexure-1) and General Instructions (Annexure-2) mentioned in the Question paper and abide by the same.**
18. Candidates may also note that the Examination will be computer-based and hence they should familiarize themselves.
19. Candidate should also go through all Instructions given in the Admit Card and the Information Bulletin.
20. For further clarification related to JEE (Main) – 2023, the candidates can also contact **011-40759000** or email at **jeemain@nta.ac.in**

Looking forward to your kind co-operation.

We wish you the very best and Good Luck to you.

Sadhana Parashar

(Dr. Sadhana Parashar)
Senior Director (Exams)
National Testing Agency



सम्पर्क सूत्र / Helpline Number: +91-11-40759000, e-mail: jeemain@nta.ac.in

वेबसाइट / Website www.nta.ac.in, <https://jeemain.nta.ac.in/>





सत्यमेव जयते



राष्ट्रीय परीक्षा एजेंसी
National Testing Agency

Excellence in Assessment

(उच्चतर शिक्षा विभाग, शिक्षा मंत्रालय, भारत सरकार के तहत एक स्वायत्त संगठन)

(An Autonomous Organization under the Department of Higher Education, Ministry of Education, Government of India)

IMPORTANT ADVISORY

Dear Candidate,

“We wish you all the best for your examination”

The main purpose of this **Advisory** is to make you aware that the National Testing Agency aims to conduct fair and transparent examinations so that deserving candidates only get the right admissions or jobs. Therefore, it is advisable to refrain from using any Unfair means or practices to gain any unfair advantage over other candidates.

1. Kindly note that in many cases;

- Candidature has been cancelled and candidates have been debarred for 3 years from appearing in the exams.
- Criminal proceedings have been initiated in many cases where the candidates have tried to cheat/impersonate/adopt malpractices.
- Strict action has also been taken including CBI Inquiry against the wrong-doers.

2. Over the past few years, NTA has deployed many modern technologies to detect different types of malpractices. NTA has a mechanism to;

- Analyze the responses of the treated group with respect to cheating behaviour associated with the exam by observational data, interesting statistical approaches, etc.
- We use a non-intrusive technology to identify collaboration, we analyze the question attempting logs to identify suspicious similarities between submitted responses. NTA also reviews candidate exam logs to identify abnormal answering behaviours and CCTV recordings of such candidates are analyzed to confirm malpractice with evidence.
- Analyze the behaviour of students who passed their answers to other candidates as opposed to candidates who received these answers.
- Use of technologies to reveal cheating behaviour, even after the exams, to reveal the cheating occurrence
- Catch the likely cheaters through Artificial Intelligence-based tools.
- We focus on cheating in the form of seeking outside help during the exam and catch hold on this by implying various technologies/tools. The examination centres are continuously being monitored through artificial-enabled systems.

3. It is crucial that you carefully read the following points to avoid facing any action;

- Use of electronic devices (including communication tools and accessories) or stationery materials (including bits of paper) not relevant for the said examination is strictly prohibited.
- Candidates should upload their recent and clearly visible images during the application process. Candidates who have uploaded poor-quality photographs or not his/her own photograph will be stopped at the gate.
- NTA scrutinizes every candidate trying to appear more than once by submitting multiple application forms.
- Candidates are strictly advised to occupy only the seats allocated to them.
- Candidates are advised not to move during the exam including talking/peeping or assisting others in the exam).
- If a candidate goes for bio-break /toilet, he/she should undergo the mandatory frisking and biometrics again.
- Apart from the biometric attendance and frisking at entry, candidates will be frisked and biometric attendance will be taken again on entry from bio-break/toilets break.
- Documents in relation to examination viz. admit card, rank letter, self-declaration, etc. are subject to verification for any manipulation and fabrication.
- Candidates should not create obstacles in the smooth and fair conduct of the examination.
- Scribe accompanying the Person with Disability (PwD) should not solve the questions. The scribe must mark the response chosen by the candidate only. It shall also be ensured that the qualification of the scribe/ Passage Dictator should not be more than the minimum qualification criteria of the examination. However, the qualification of the scribe /Passage Dictator should be matriculated or above.

“NTA wishes the best for your future, please don't indulge in any malpractice”.



सम्पर्क सूत्र / Helpline Number: +91-11-40759000, e-mail: jeemain@nta.ac.in

वेबसाइट / Website www.nta.ac.in, <https://jeemain.nta.ac.in/>





सत्यमेव जयते



राष्ट्रीय परीक्षा एजेंसी
National Testing Agency

Excellence in Assessment

(उच्चतर शिक्षा विभाग, शिक्षा मंत्रालय, भारत सरकार के तहत एक स्वायत्त संगठन)

(An Autonomous Organization under the Department of Higher Education, Ministry of Education, Government of India)

Annexure - 1

Subject Specific Instructions
PHYSICS / CHEMISTRY / MATHEMATICS

SECTION A (Maximum Marks: 80)

- This Section contains **Twenty (20)** questions for each subject.
- Each question has four options. **ONLY ONE** of these four options is the most appropriate or best answer, which will be considered the correct answer.
- Candidates are **advised to do the calculations with the constants given** (if any) in the questions. The answer should be **rounded off to the nearest Integer**.
- The answer to each question will be evaluated according to the following Marking Scheme:

Full marks	+4 Correct answer
No Mark	0 Unanswered/Unanswered and marked for review
Minus One Mark	-1 Incorrect answer

SECTION B (Maximum Marks:20)

- This Section contains **Ten (10)** questions. Out of these Ten (10) questions, only **Five (05)** Questions need to be attempted.
- Candidates are **advised to do the calculations with the constants given** (if any) in the questions. The answer should be **rounded off to the nearest Integer**.
- For each question, **enter the correct integer value** of the answer using the mouse and the on-screen virtual numeric keypad in the place designated to enter the answer.
- The answer to each question will be evaluated according to the following Marking Scheme:

Full marks	+4 Correct answer
No Mark	0 Unanswered/Unanswered and marked for review
Minus One Mark	-1 Incorrect answer



सम्पर्क सूत्र / Helpline Number: +91-11-40759000, e-mail: jeemain@nta.ac.in

वेबसाइट / Website www.nta.ac.in, <https://jeemain.nta.ac.in/>





सत्यमेव जयते



राष्ट्रीय परीक्षा एजेंसी
National Testing Agency

Excellence in Assessment

(उच्चतर शिक्षा विभाग, शिक्षा मंत्रालय, भारत सरकार के तहत एक स्वायत्त संगठन)

(An Autonomous Organization under the Department of Higher Education, Ministry of Education, Government of India)

APTITUDE TEST

(Maximum Marks:200)

- This part contains **Fifty (50)** questions.
- Each question has four options. ONLY ONE of these four options is the most appropriate or best answer.
- The answer to each question will be evaluated according to the following marking scheme:

Full marks	+4 Correct answer
No Mark	0 Unanswered/Unanswered and marked for review
Minus One Mark	-1 Incorrect answer

- Candidates are advised to do the calculations with the constants given (if any) in the questions. The answer should be rounded off to the nearest Integer.

DRAWING TEST

(Maximum Marks:100)

- This part contains **Two (02)** questions.
- Each question carries equal marks.
- Both questions are to be attempted.
- The questions must be attempted in the space provided for them in the Drawing Sheet.
- No supplementary Drawing Sheets will be issued.
- All candidates are advised to carry all required material for drawings and graphics work (like pencils, coloured pencils, crayons, eraser, geometry box. etc.)
- Watercolor/poster color/acrylic colours are not allowed and should not be carried in the Examination Hall.
- Candidates are advised to do neat and clean drawings.
- Candidates must submit the Drawing Sheet to the Invigilator before leaving the Examination Hall.
- Candidates must not write Roll Number, Name, Centre address, Place of examination, or make any special sign in any part of the Test Booklet.



सम्पर्क सूत्र / Helpline Number: +91-11-40759000, e-mail: jeemain@nta.ac.in

वेबसाइट / Website www.nta.ac.in, <https://jeemain.nta.ac.in/>





सत्यमेव जयते



राष्ट्रीय परीक्षा एजेंसी
National Testing Agency

Excellence in Assessment

(उच्चतर शिक्षा विभाग, शिक्षा मंत्रालय, भारत सरकार के तहत एक स्वायत्त संगठन)

(An Autonomous Organization under the Department of Higher Education, Ministry of Education, Government of India)

PLANNING BASED OBJECTIVE TYPE QUESTIONS

(Maximum Marks:100)

- This part contains Twenty-Five (25) questions.
- Each question has four options. ONLY ONE of these four options is the most appropriate or best answer.
- The answer to each question will be evaluated according to the following marking scheme:

Full marks	+4 Correct answer
No Mark	0 Unanswered/Unanswered and marked for review
Minus One Mark	-1 Incorrect answer

- Candidates are advised to do the calculations with the constants given (if any) in the questions. The answer should be rounded off to the nearest Integer.
- There may be some questions that are given to assess the thinking skills in English, so those will be in English only in every language set.



सम्पर्क सूत्र / Helpline Number: +91-11-40759000, e-mail: jeemain@nta.ac.in

वेबसाइट / Website www.nta.ac.in, <https://jeemain.nta.ac.in/>





General Instructions

1. The total duration of the examination is:

Paper 1 (B.E./B.Tech.)	180 Minutes
Paper 2A (B.Arch.)	180 Minutes
Paper 2B (B.Planning)	180 Minutes
Paper 2A & 2B both (B.Arch. and B.Planning)	210 minutes

2. The clock will be set on the server. The countdown timer in the top right corner of the screen will display the remaining time available for you to complete the examination. When the timer reaches zero, the examination will end by itself. You will not be required to end or submit your examination.
3. The Question Palette displayed on the right side of the screen will show the status of each question using one of the following symbols:

- 1 You have not visited the question yet.
- 2 You have not answered the question.
- 3 You have answered the question.
- 4 You have NOT answered the question, but have marked the question for review.
- 5 The question(s) "Answered and Marked for Review" will be considered for evaluation.

4. The 'Marked for Review' status for a question simply indicates that you would like to look at that question again.
5. You can click on the ">" arrow which appears to the left of the question palette to collapse the question palette thereby maximizing the question window. To view the question palette again, you can click on "<" which appears on the right side of the question window.



सत्यमेव जयते





राष्ट्रीय परीक्षा एजेंसी
National Testing Agency

Excellence in Assessment

(उच्चतर शिक्षा विभाग, शिक्षा मंत्रालय, भारत सरकार के तहत एक स्वायत्त संगठन)

(An Autonomous Organization under the Department of Higher Education, Ministry of Education, Government of India)

6. You can click on your "Profile" image on the top right corner of your screen to change the language during the exam for the entire question paper. On clicking on the Profile image, you will get a drop-down to change the question content to the desired language.
7. You can click on  to navigate to the bottom and  to navigate to the top of the question area, without scrolling.

Navigating to a Question:

8. To answer a question, do the following:
 - a. Click on the question number in the Question Palette at the right of your screen to go to that question directly. Note that using this option does NOT save your answer to the current question.
 - b. Click on **Save & Next** to save your answer for the current question and then go to the next question.
 - c. Click on **Mark for Review & Next** to save your answer for the current question, mark it for review, and then go to the next question.

Answering a Question :

9. Procedure for answering a Multiple Choice Type question:
 - a. To select your answer, click on the button of one of the options.
 - b. To deselect your chosen answer, click on the button of the chosen option again or click on the **Clear Response** button.
 - c. To change your chosen answer, click on the button of another option.
 - d. To save your answer, you must click on the Save & Next button
 - e. To mark the question for review, click on the '**Mark for Review & Next**' button.
10. To change your answer to a question that has already been answered, first select that question for answering and then follow the procedure for answering that type of question.

Navigating through sections:

11. Sections in this question paper are displayed on the top bar of the screen. Questions in a section can be viewed by clicking on the Section name. The section you are currently viewing is highlighted.
12. After clicking the **Save and Next** button on the last question for a Section, you will automatically be taken to the first question of the next section.



सम्पर्क सूत्र / Helpline Number: +91-11-40759000, e-mail: jeemain@nta.ac.in

वेबसाइट / Website www.nta.ac.in, <https://jeemain.nta.ac.in/>





सत्यमेव जयते



राष्ट्रीय परीक्षा एजेंसी
National Testing Agency

Excellence in Assessment

(उच्चतर शिक्षा विभाग, शिक्षा मंत्रालय, भारत सरकार के तहत एक स्वायत्त संगठन)

(An Autonomous Organization under the Department of Higher Education, Ministry of Education, Government of India)

13. You can shuffle between sections and questions anytime during the examination as per your convenience only during the time stipulated.
14. The candidate can view the corresponding section summary as part of the legend that appears in every section above the question palette.

Instruction for Question:

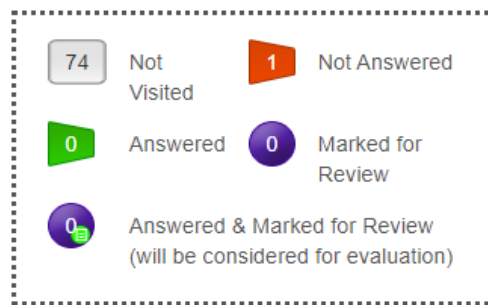
15. For the correctness of the translation for a particular language, only the **English version** will be considered as the final version for evaluation purposes.

The keyboard attached to the computer, if any, will be disabled during the entire duration of the examination. Depending on the type of question, the answers to questions can either be entered by clicking on the virtual on-screen keyboard (numeric or otherwise) using the computer mouse or by clicking the chosen option(s) using the computer mouse. Candidates will have the option to change/modify answers already entered at any time during the entire duration of the examination.

In case the computer/mouse allotted to any candidate malfunctions during the test, he/she will be immediately allotted another computer system and the time lost due to this will be adjusted in the server so as to give the candidate the full allotted time.

The on-screen computer clock counter of every candidate will be set on the server. The countdown timer on the top right side of the computer screen will display the time remaining (in minutes) available for the candidate to complete the examination. When the timer reaches zero, the examination will end by itself. The candidates will not be required to end or submit the examination.

The Question Palette displayed on the screen will show the status of each question using one of the following symbols:



The question(s) “Answered and Marked for Review” status for a question indicates that the candidates would like to have a relook at that question again. A candidate has the option of answering a question and simultaneously “Marked for Review”, these answers will be considered for evaluation. However, if a candidate has simply put “Marked for Review” for a question without answering it, the corresponding question marked for review without an



एक कदम स्वच्छता की ओर

सम्पर्क सूत्र / Helpline Number: +91-11-40759000, e-mail: jeemain@nta.ac.in

वेबसाइट / Website www.nta.ac.in, <https://jeemain.nta.ac.in/>





सत्यमेव जयते



राष्ट्रीय परीक्षा एजेंसी
National Testing Agency

Excellence in Assessment

(उच्चतर शिक्षा विभाग, शिक्षा मंत्रालय, भारत सरकार के तहत एक स्वायत्त संगठन)

(An Autonomous Organization under the Department of Higher Education, Ministry of Education, Government of India)

answer will not be considered for evaluation. It may be noted that a candidate can return to any “Marked for Review” question at any time during the examination by clicking on the corresponding question number icon displayed on the Question Palette of the corresponding section.

- (a) The candidates can click on the “>” arrow which appears to the left of the question palette to collapse the question palette thereby maximizing the question viewing window. To view the question palette again, the candidate can click on “<” which appears on the right side of the question window.
- (b) Candidates can click to navigate to the bottom and to navigate to the top of the question area, without scrolling. Using the computer mouse the candidate can scroll up and down the question viewing area for viewing the entire question.
- (c) The full paper can be viewed by clicking the “Question Paper” icon on the top right corner of the screen.
- (d) Blank Sheets for doing Rough Work/calculations shall be provided to the candidates. The blank sheets may have a Header page for the candidates to write down his/her Name and Roll Number. All calculations/writing work is to be done only in the Blank Sheets provided at the Centre in the Examination Room/Hall and on completion of the test candidates must hand over the rough sheets to the invigilator on duty in the Room/Hall.
- (e) **Navigating to a Question To navigate between questions within a Paper, the candidate**

needs to do the following:

- (a) Click on the question number in the Question Palette at the right of the screen to go to that numbered question directly. Note that using this option does NOT save the answer to the currently displayed question.
- (b) Click on “Save and Next” to save the answer to any question. Clicking on “Save and Next” will save the answer for the current question and the next question will be displayed on the candidate’s computer screen.
- (c) Click on “Mark for Review and Next” to mark a question for review (without answering it) and proceed to the next question.



सम्पर्क सूत्र / Helpline Number: +91-11-40759000, e-mail: jeemain@nta.ac.in

वेबसाइट / Website www.nta.ac.in, <https://jeemain.nta.ac.in/>





सत्यमेव जयते

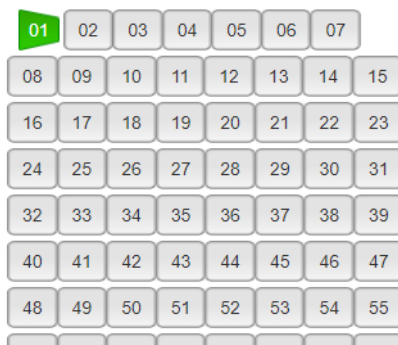


राष्ट्रीय परीक्षा एजेंसी
National Testing Agency

Excellence in Assessment

(उच्चतर शिक्षा विभाग, शिक्षा मंत्रालय, भारत सरकार के तहत एक स्वायत्त संगठन)

(An Autonomous Organization under the Department of Higher Education, Ministry of Education, Government of India)



(f) Answering a Question

To navigate between questions within a Paper, the candidate needs to do the following:

Procedure for answering a Multiple-Choice type question:

- To select the option(s), click on the corresponding button(s) of the option(s).
- To deselect the chosen answer, click on the button of the chosen option again or click on the “Clear Response” button.
- To save the answer, the candidate MUST click on the “Save and Next” button.
- To mark the question for review (without answering it), click on the “Mark for Review and Next” button.

(g) Navigating through sections:

- Sections in the question paper are displayed on the top bar of the screen. Questions in a section can be viewed by clicking on the section name. The section in which the candidate is currently viewing will be highlighted.
- After clicking the “Save and Next” button on the last question for a section, the candidate will automatically be taken to the first question of the next section.
- Candidates can shuffle between sections and questions within sections anytime during the examination as per convenience only during the time stipulated.
- The candidate can view the corresponding section summary as part of the legend that appears in every section above the question palette.

(h) Procedure for answering questions that require inputs from the on-screen virtual keyboard (numeric or otherwise):

- The candidate will have to use the on-screen virtual keyboard (that would be displayed just below the question statement of these types of questions) and the attached computer mouse to enter his/her answer in the space provided for the answer.



सम्पर्क सूत्र / Helpline Number: +91-11-40759000, e-mail: jeemain@nta.ac.in

वेबसाइट / Website www.nta.ac.in, <https://jeemain.nta.ac.in/>





सत्यमेव जयते



राष्ट्रीय परीक्षा एजेंसी
National Testing Agency

Excellence in Assessment

(उच्चतर शिक्षा विभाग, शिक्षा मंत्रालय, भारत सरकार के तहत एक स्वायत्त संगठन)

(An Autonomous Organization under the Department of Higher Education, Ministry of Education, Government of India)

On-Screen Virtual Keyboard



- (b) The answer can be changed, if required, anytime during the test. To save the answer, the candidate MUST click on the “Save and Next” button.
- (c) To mark the question for review (without answering it), click on the “Mark for Review and Next” button.

The candidates will have the option to change previously saved answers to any question, anytime during the entire duration of the test. To change the answer to a question that has already been answered, first select the corresponding question from the Question Palette, then click on “Clear Response” to clear the previously entered answer and subsequently follow the procedure for answering that type of question.

(i) ROUGH WORK:

All calculations/writing work is to be done only in the rough sheet provided at the Centre in the Examination Room/Hall and on completion of the test candidates must hand over the rough sheets to the invigilator on duty in the Room/Hall



सम्पर्क सूत्र / Helpline Number: +91-11-40759000, e-mail: jeemain@nta.ac.in

वेबसाइट / Website www.nta.ac.in, <https://jeemain.nta.ac.in/>

